




**MSR  
Electronics**

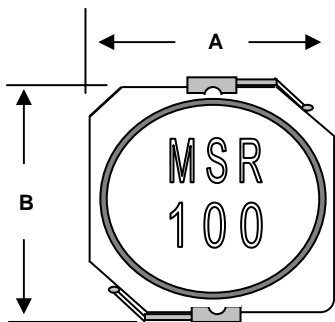


## SHIELDED SMD POWER INDUCTORS

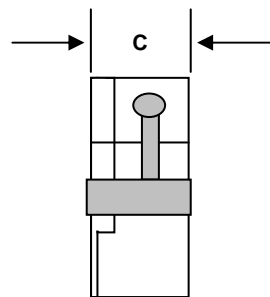
**RoHS**



Compliant: Contact  
Factory for Copy of  
Test Report



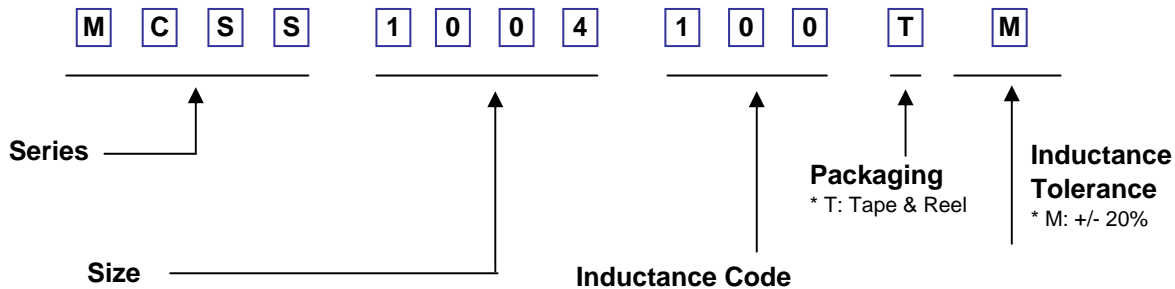
MCSS-1004 SERIES



### FEATURES:

- Solder Heat Resistance: 260 Degrees @ 30 seconds
- Dimensions (mm)
- High Current Capability
- Temp Rise = 40°C @ I rms
- L drops 10% @ Isat
- Operating Temp = -40 to +85 °C
- Spec Ratings are at 25 °C

### PART NUMBER SYSTEM



Part Number	OCL Inductance L(μH) 100 KHz @ 0.1V	DCR (milli-Ohms) MAX	SRF (MHz) TYP	I rms (A)	I sat (A)	Dimensions (mm)			
						A +/- 0.2	B +/- 0.2	C +/- 0.2	Qty/ 13" Reel
MCSS-1004-1R5TM	1.50	8.1000	81	7.85	8.30	10.0	10.2	3.8	1000
MCSS-1004-2R5TM	2.50	10.000	61	6.65	7.50	10.0	10.2	3.8	1000
MCSS-1004-3R8TM	3.80	13.000	45	6.05	6.00	10.0	10.2	3.8	1000
MCSS-1004-5R2TM	5.20	22.000	37	5.10	5.50	10.0	10.2	3.8	1000
MCSS-1004-7R0TM	7.00	27.000	33	4.35	4.80	10.0	10.2	3.8	1000
MCSS-1004-100TM	10.0	35.000	29	4.05	4.40	10.0	10.2	3.8	1000
MCSS-1004-120TM	12.0	41.000	25	4.00	4.02	10.0	10.2	3.8	1000
MCSS-1004-150TM	15.0	50.000	21	3.80	3.60	10.0	10.2	3.8	1000
MCSS-1004-180TM	18.0	65.000	18	3.35	3.20	10.0	10.2	3.8	1000
MCSS-1004-220TM	22.0	73.000	15	2.85	2.90	10.0	10.2	3.8	1000
MCSS-1004-270TM	27.0	89.000	15	2.35	2.54	10.0	10.2	3.8	1000
MCSS-1004-330TM	33.0	93.000	13	2.30	2.30	10.0	10.2	3.8	1000
MCSS-1004-390TM	39.0	112.00	12	2.25	2.20	10.0	10.2	3.8	1000

Part Number	OCL Inductance L( $\mu$ H) 100 KHz @ 0.1V	DCR (milli-Ohms) MAX	SRF (MHz) TYP	I rms (A)	I sat (A)	Dimensions (mm)			
						A +/- 0.2	B +/- 0.2	C +/- 0.2	Qty/ 13" Reel
MCSS-1004-470TM	47.0	128.00	11	2.20	2.10	10.0	10.2	3.8	1000
MCSS-1004-560TM	56.0	180.00	11	1.85	1.92	10.0	10.2	3.8	1000
MCSS-1004-680TM	68.0	213.00	10	1.75	1.50	10.0	10.2	3.8	1000
MCSS-1004-820TM	82.0	261.00	8.0	1.50	1.40	10.0	10.2	3.8	1000
MCSS-1004-101TM	100	304.00	6.0	1.45	1.35	10.0	10.2	3.8	1000
MCSS-1004-121TM	120	380.00	6.0	1.25	1.23	10.0	10.2	3.8	1000
MCSS-1004-151TM	150	506.00	6.0	1.20	1.15	10.0	10.2	3.8	1000
MCSS-1004-181TM	180	582.00	5.0	0.98	1.05	10.0	10.2	3.8	1000
MCSS-1004-221TM	220	756.00	5.0	0.97	0.92	10.0	10.2	3.8	1000
MCSS-1004-271TM	270	926.00	4.0	0.86	0.83	10.0	10.2	3.8	1000
MCSS-1004-331TM	330	1090.0	4.0	0.69	0.70	10.0	10.2	3.8	1000
MCSS-1004-391TM	390	1141.0	4.0	0.65	0.64	10.0	10.2	3.8	1000
MCSS-1004-471TM	470	1243.0	3.0	0.63	0.58	10.0	10.2	3.8	1000
MCSS-1004-561TM	560	1696.0	3.0	0.59	0.53	10.0	10.2	3.8	1000
MCSS-1004-681TM	680	1926.0	3.0	0.50	0.48	10.0	10.2	3.8	1000
MCSS-1004-821TM	820	2596.0	3.0	0.47	0.44	10.0	10.2	3.8	1000
MCSS-1004-102TM	1000	2853.0	3.0	0.45	0.40	10.0	10.2	3.8	1000

## GENERAL PARAMETERS: Layout, Schematic, Packaging

### Solder Pad Layout

