



**MSR
Electronics**

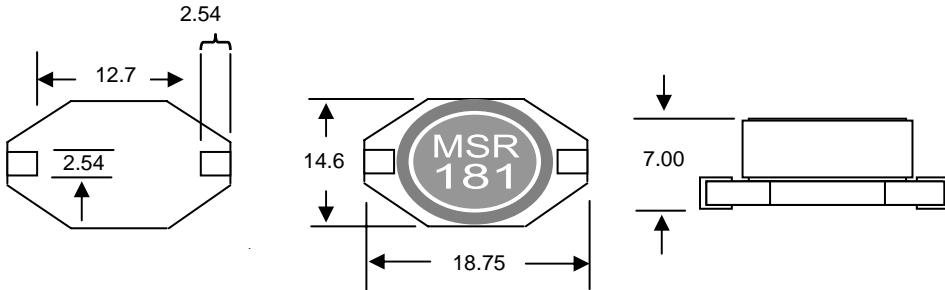



SMD POWER INDUCTORS

SERIES - MOS5022 (Shielded)

RoHS

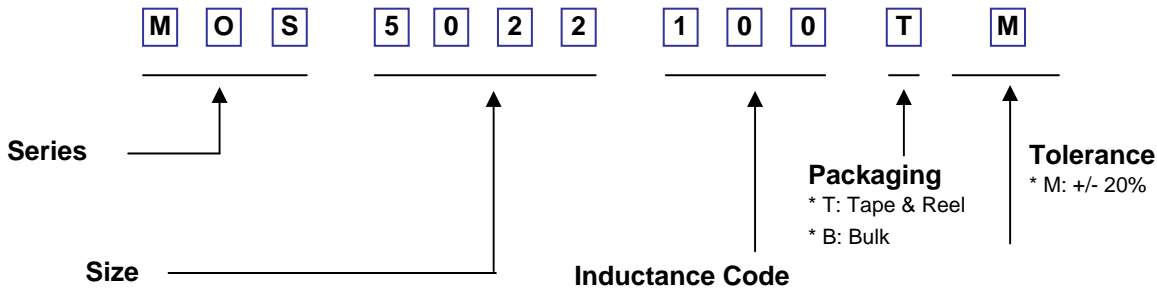
Compliant: Contact
Factory for Copy of
Test Report



FEATURES:

- Storage Temp: -45 to +85 °C
- Operating Temp: -40 to +85 °C
- Inductance @ Saturation: 10% loss
- Temp: 40 °C rise is typical at I rms
- Dimensions (mm) Max

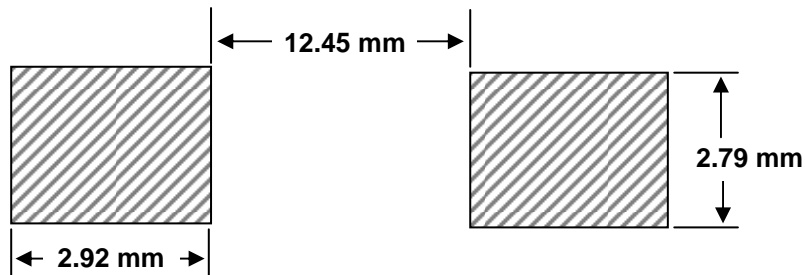
PART NUMBER SYSTEM



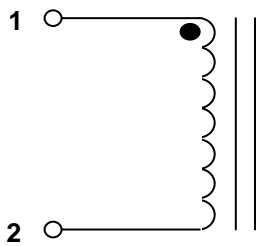
Part Number	Inductance (uH) 100 KHz 0.1 Vrms	DC Resistance (Ohms max)	SRF (MHz) ref only	I rms (Amps)	I sat (Amps)
MOS-5022-100TM	10.00	0.030	20	4.00	8.00
MOS-5022-150TM	15.00	0.035	17	3.60	7.00
MOS-5022-220TM	22.00	0.045	15	3.15	6.00
MOS-5022-330TM	33.00	0.060	10	2.80	5.00
MOS-5022-470TM	47.00	0.080	8.5	2.45	4.00
MOS-5022-680TM	68.00	0.115	6.5	2.00	3.00
MOS-5022-101TM	100.0	0.180	5.5	1.70	2.40
MOS-5022-151TM	150.0	0.220	5.0	1.35	2.10
MOS-5022-221TM	220.0	0.320	4.0	1.15	1.90
MOS-5022-331TM	330.0	0.500	3.0	0.90	1.10
MOS-5022-471TM	470.0	0.750	2.5	0.75	1.10
MOS-5022-681TM	680.0	1.100	2.3	0.65	0.96
MOS-5022-102TM	1000.0	1.500	1.9	0.55	0.80

GENERAL PARAMETERS: Layout, Schematic, Packaging

SOLDER PAD LAYOUT



SCHEMATIC



PACKAGING

