



**MSR
Electronics**

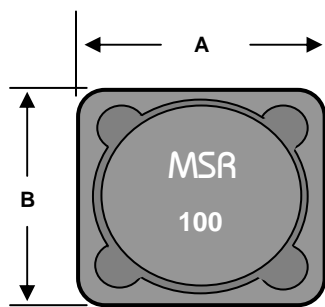


SHIELDED SMD POWER INDUCTORS

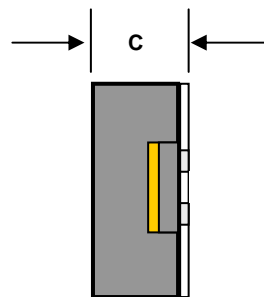
RoHS



Compliant: Contact
Factory for Copy of
Test Report



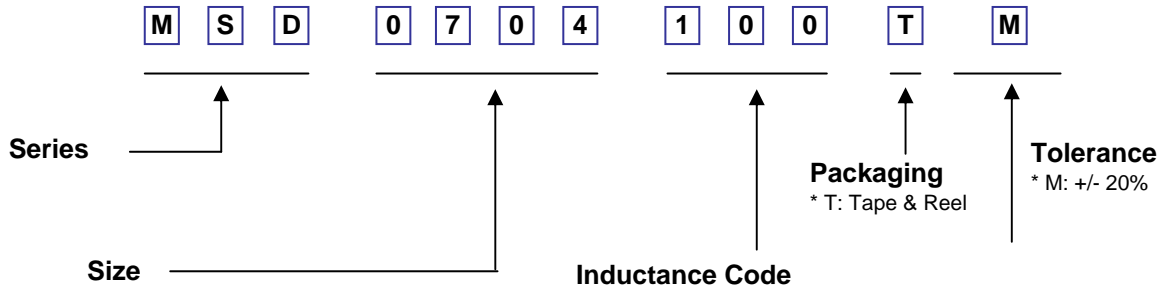
MSD SERIES (Shielded)



FEATURES:

- Solder Heat Resistance: 260 °C @ 10 seconds
- Dimensions (mm)
- High Current Capability
- Temp Rise = 45 °C @ I rated
- L drops 10% @ Isat
- Operating Temp = -20 to +105 °C
- Spec Ratings are at 25 °C

PART NUMBER SYSTEM

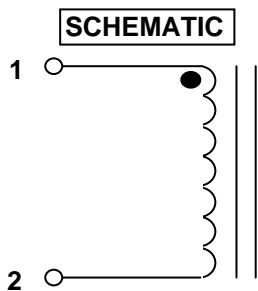
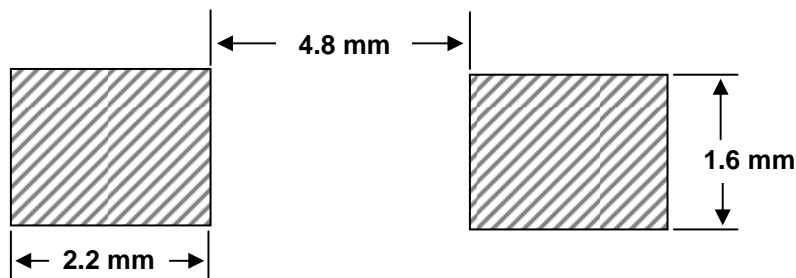


Part Number	Inductance L(uH) 1 KHz @ 1.0V	DCR (Ohms) MAX	I rated (Adc) L<25% @ T<45°C	Dimensions (mm)			
				A +/- 0.2	B +/- 0.2	C MAX	Qty/ 13" Reel
MSD0704-100TM	10	0.049	1.84	7.3	7.3	4.5	1100
MSD0704-120TM	12	0.058	1.71	7.3	7.3	4.5	1100
MSD0704-150TM	15	0.081	1.47	7.3	7.3	4.5	1100
MSD0704-180TM	18	0.091	1.31	7.3	7.3	4.5	1100
MSD0704-220TM	22	0.110	1.23	7.3	7.3	4.5	1100
MSD0704-270TM	27	0.150	1.12	7.3	7.3	4.5	1100
MSD0704-330TM	33	0.170	0.96	7.3	7.3	4.5	1100
MSD0704-390TM	39	0.230	0.91	7.3	7.3	4.5	1100
MSD0704-470TM	47	0.260	0.88	7.3	7.3	4.5	1100
MSD0704-560TM	56	0.350	0.75	7.3	7.3	4.5	1100
MSD0704-680TM	68	0.380	0.69	7.3	7.3	4.5	1100
MSD0704-820TM	82	0.430	0.61	7.3	7.3	4.5	1100
MSD0704-101TM	100	0.610	0.60	7.3	7.3	4.5	1100

Part Number	Inductance L(uH) 1 KHz @ 1.0V	DCR (Ohms) MAX	I rated (Adc) L<25% @ T<45°C	Dimensions (mm)			
				A +/- 0.2	B +/- 0.2	C MAX	Qty/ 13" Reel
MSD0704-121TM	120	0.660	0.52	7.3	7.3	4.5	1100
MSD0704-151TM	150	0.880	0.46	7.3	7.3	4.5	1100
MSD0704-181TM	180	0.980	0.42	7.3	7.3	4.5	1100
MSD0704-221TM	220	1.170	0.36	7.3	7.3	4.5	1100
MSD0704-271TM	270	1.640	0.34	7.3	7.3	4.5	1100
MSD0704-331TM	330	1.860	0.32	7.3	7.3	4.5	1100
MSD0704-391TM	390	2.850	0.29	7.3	7.3	4.5	1100
MSD0704-471TM	470	3.010	0.26	7.3	7.3	4.5	1100
MSD0704-561TM	560	3.620	0.23	7.3	7.3	4.5	1100
MSD0704-681TM	680	4.630	0.22	7.3	7.3	4.5	1100
MSD0704-821TM	820	5.200	0.20	7.3	7.3	4.5	1100
MSD0704-102TM	1000	6.000	0.18	7.3	7.3	4.5	1100

GENERAL PARAMETERS: Layout, Schematic, Packaging

Solder Pad Layout



PACKAGING

