



**MSR
Electronics**

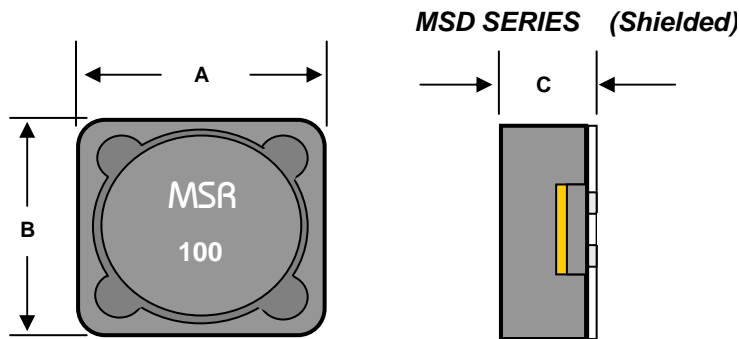


RoHS



Compliant: Contact
Factory for Copy of
Test Report

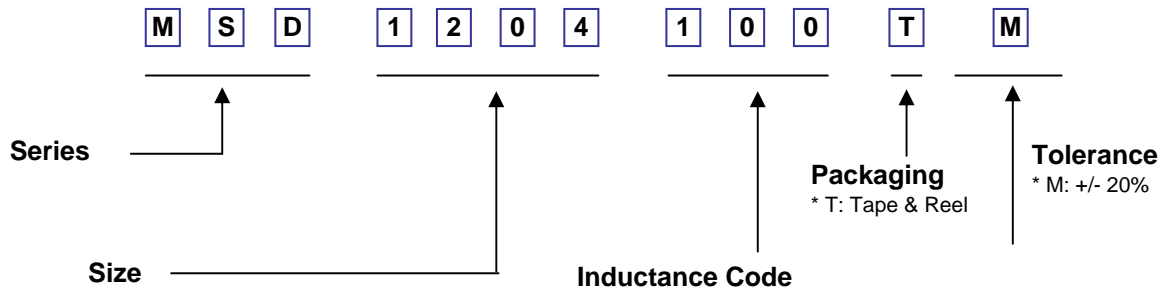
SHIELDED SMD POWER INDUCTORS



FEATURES:

- Solder Heat Resistance: 260 °C @ 10 seconds
- Dimensions (mm)
- High Current Capability
- Temp Rise = 45 °C @ I rated
- L drops 10% @ Isat
- Operating Temp = -20 to +105 °C
- Spec Ratings are at 25 °C

PART NUMBER SYSTEM

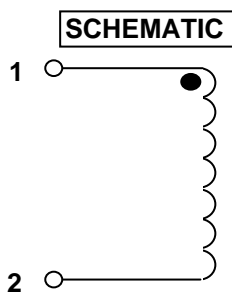
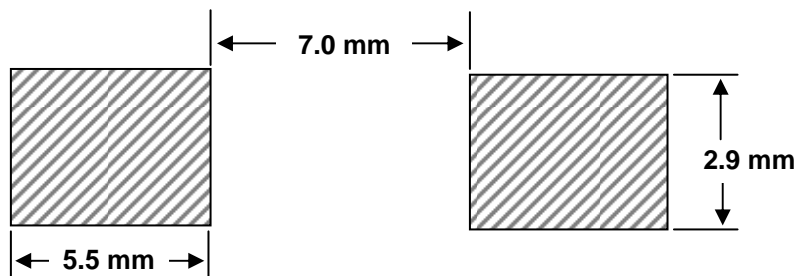


Part Number	Inductance L(uH) 1 KHz @ 1.0V	DCR (Ohms) MAX	I rated (Adc) L<25% @ T<45°C	Dimensions (mm)			
				A +/- 0.3	B +/- 0.3	C MAX	Qty/ 13" Reel
MSD1204-3R9TM	3.9	0.015	6.5	12.2	12.2	4.5	500
MSD1204-4R7TM	4.7	0.018	5.7	12.2	12.2	4.5	500
MSD1204-6R8TM	6.8	0.023	4.9	12.2	12.2	4.5	500
MSD1204-8R2TM	8.2	0.026	4.6	12.2	12.2	4.5	500
MSD1204-100TM	10	0.028	4.5	12.2	12.2	4.5	500
MSD1204-120TM	12	0.038	4.0	12.2	12.2	4.5	500
MSD1204-150TM	15	0.050	3.2	12.2	12.2	4.5	500
MSD1204-180TM	18	0.057	3.1	12.2	12.2	4.5	500
MSD1204-220TM	22	0.066	2.9	12.2	12.2	4.5	500
MSD1204-270TM	27	0.080	2.8	12.2	12.2	4.5	500
MSD1204-330TM	33	0.097	2.7	12.2	12.2	4.5	500
MSD1204-390TM	39	0.130	2.1	12.2	12.2	4.5	500
MSD1204-470TM	47	0.150	1.9	12.2	12.2	4.5	500

Part Number	Inductance L(uH) 1 KHz @ 1.0V	DCR (Ohms) MAX	I rated (Adc) L<25% @ T<45°C	Dimensions (mm)			
				A +/- 0.3	B +/- 03	C MAX	Qty/ 13" Reel
MSD1204-560TM	56	0.190	1.8	12.2	12.2	4.5	500
MSD1204-680TM	68	0.220	1.5	12.2	12.2	4.5	500
MSD1204-820TM	82	0.260	1.3	12.2	12.2	4.5	500
MSD1204-101TM	100	0.310	1.2	12.2	12.2	4.5	500
MSD1204-121TM	120	0.380	1.1	12.2	12.2	4.5	500
MSD1204-151TM	150	0.530	0.95	12.2	12.2	4.5	500
MSD1204-181TM	180	0.620	0.85	12.2	12.2	4.5	500
MSD1204-221TM	220	0.700	0.80	12.2	12.2	4.5	500
MSD1204-271TM	270	0.880	0.60	12.2	12.2	4.5	500
MSD1204-331TM	330	0.990	0.50	12.2	12.2	4.5	500

GENERAL PARAMETERS: Layout, Schematic, Packaging

Solder Pad Layout



PACKAGING

